

Department of Transportation—Federal Aviation Administration

Supplemental Type Certificate

Number SA01436SE

This certificate, issued to

**Rosen Sunvisor Systems, LLC
86365 College View Road
Eugene, OR 97405**

*certifies that the change in the type design for the following product with the limitations and conditions therefor as specified hereon meets the airworthiness requirements of Part * of the * Regulations.*

Original Product—Type Certificate Number:

* See attached Approved Model List

Make:

No. SA01436SE for list of approved airplane models

Model:

and the applicable airworthiness regulations

Description of the Type Design Change: The manufacture of a cockpit sunvisor retrofit kit in accordance with Rosen Sunvisor Systems Master Drawing List No. 1020000-DL, Revision A, dated May 4, 2004, or later Federal Aviation Administration (FAA) approved revision. The sunvisor system must be installed and maintained in accordance with Rosen Sunvisor Systems Installation and Continued Airworthiness Instructions Document 9050-0102-004, Revision A, dated May 20, 2004, or later FAA approved revision.

Limitations and Conditions: This STC must be concurrently installed with the applicable STC listed on the AML. Approval of this change in type design applies to the aircraft models listed above only. This approval should not be extended to other aircraft of this model on which other previously approved modifications are incorporated unless it is determined that the relationship between this change and any of those other previously approved modifications, including changes in type design, will introduce no adverse effects upon the airworthiness of that aircraft. A copy of this Certificate must be maintained as part of the permanent record of the modified aircraft.

If the holder agrees to permit another person to use this certificate to alter the product, the holder shall give the other person written evidence of that permission.

This certificate and the supporting data which is the basis for approval shall remain in effect until surrendered, suspended, revoked, or a termination date is otherwise established by the Administrator of the Federal Aviation Administration.

Date of application: May 20, 2004

Date reissued:

Date of issuance: August 2, 2004

Date amended:



By direction of the Administrator

(Signature)

Manager, Seattle Aircraft
Certification Office

(Title)

Any alteration of this certificate is punishable by a fine of not exceeding \$1,000, or imprisonment not exceeding 3 years, or both.

This certificate may be transferred in accordance with FAR 21.47.

**FAA APPROVED MODEL LIST (AML) SA01436SE
FOR
INSTALLATION OF ROSEN SUNVISOR SYSTEMS COCKPIT SUN VISOR RETROFIT**

ISSUE DATE: August 2, 2004

ITEM	AIRPLANE MAKE	AIRPLANE MODEL	TYPE CERTIFICATE NUMBER	CERTIFICATION BASIS FOR ALTERATION	APPLICABLE STC	FAA APPROVED DRAWING LIST		AML AMENDED DATE
						NUMBER	REVISION NO. AND DATE	
1.	Cessna	150, 150A, 150B, 150C, 150D, 150E, 150F, 150G, 150H, 150J, 150K, 150L, 150M, A150K, A150L, A150M, 152, A152	3A19	CAR 3	SA00871SE	1020000-DL	A 5/04/04	
2.	Cessna	170, 170A, 170B	A-799	CAR 3	SA00871SE	1020000-DL	A 5/04/04	
3.	Cessna	172, 172A, 172B, 172C, 172D, 172E, 172F (USAF T-41A), 172G, 172H (USAF T-41A), 172I, 172K, 172L, 172M, 172N, 172P, 172Q, 172R, 172S	3A12	CAR 3 CFR 23	SA00871SE	1020000-DL	A 5/04/04	
4.	Cessna	172RG, P172D, R172E (USAF T-41B) (USAF T-41C and D), R172F (USAF T-41D), R172G (USAF T-41C or T-41D), R172H (USAF T-41D), R172J, R172K, 175, 175A, 175B, 175C	3A17	CAR 3	SA00871SE	1020000-DL	A 5/04/04	
5.	Cessna	180, 180A, 180B, 180C, 180D, 180E, 180F, 180G, 180H, 180J, 180K	5A6	CAR 3	SA00871SE	1020000-DL	A 5/04/04	
6.	Cessna	182, 182A, 182B, 182C, 182D, 182E, 182F, 182G, 182H, 182J, 182K, 182L, 182M, 182N, 182P, 182Q, 182R, R182, T182, TR182, 182S, T182T, 182T	3A13	CAR 3 CFR 23	SA00871SE	1020000-DL	A 5/04/04	

**FAA APPROVED MODEL LIST (AML) SA01436SE
FOR
INSTALLATION OF ROSEN SUNVISOR SYSTEMS COCKPIT SUN VISOR RETROFIT**

ISSUE DATE: August 2, 2004

ITEM	AIRPLANE MAKE	AIRPLANE MODEL	TYPE CERTIFICATE NUMBER	CERTIFICATION BASIS FOR ALTERATION	APPLICABLE STC	FAA APPROVED DRAWING LIST		AML AMENDED DATE
						NUMBER	REVISION NO. AND DATE	
7.	Cessna	185, 185A, 185B, 185C, 185D, 185E, A185E, A185F	3A24	CAR 3	SA00871SE	1020000-DL	A 5/04/04	
8.	Cessna	206, P206, P206A, P206B, P206C, P206D, P206E, TP206A, TP206B, TP206C, TP206D, TP206E, U206, U206A, U206B, U206C, U206D, U206E, U206F, U206G, TU206A, TU206B, TU206C, TU206D, TU206E, TU206F, TU206G, 206H, T206H	A4CE	CAR 3 CFR 23	SA00871SE	1020000-DL	A 5/04/04	
9.	Cessna	207, 207A, T207, T207A	A16CE	CFR 23	SA00871SE	1020000-DL	A 5/04/04	
10.	Cessna	210, 210A, 210B, 210C, 210D, 210E, 210F, 210-5 (205), 210-5A (205A), T210F, 210G, 210H, T210H, T210G, 210J, T210J, T210L, 210K, 210L, T210K, 210M, T210M, 210N, P210N, T210N, 210R, P210R, T210R	3A21	CAR 3	SA00871SE	1020000-DL	A 5/04/04	
11.	Cessna	177, 177A, 177B	A13CE	CFR 23	SA4964NM	1020000-DL	A 5/04/04	
12.	Cessna	177RG	A20CE	CFR 23	SA4964NM	1020000-DL	A 5/04/04	

**FAA APPROVED MODEL LIST (AML) SA01436SE
FOR
INSTALLATION OF ROSEN SUNVISOR SYSTEMS COCKPIT SUN VISOR RETROFIT**

ISSUE DATE: August 2, 2004

ITEM	AIRPLANE MAKE	AIRPLANE MODEL	TYPE CERTIFICATE NUMBER	CERTIFICATION BASIS FOR ALTERATION	APPLICABLE STC	FAA APPROVED DRAWING LIST		AML AMENDED DATE
						NUMBER	REVISION NO. AND DATE	
13.	Cessna	T303	A34CE	CFR 23	SA5137NM	1020000-DL	A 5/04/04	
14.	Cessna	310, 310A (USAF U-3A), 310B, 310C, 310D, 310E (USAF U-3B), 310F, 310G, 310H, E310H, 310I, 310J, 301J-1, E310J, 310K, 310L, 310N, 310P, T310P, 310Q, T310Q, 310R, T310R	3A10	CAR 3 CFR 23	SA5137NM	1020000-DL	A 5/04/04	
15.	Cessna	320, 320-1, 320A, 320B, 320C, 320D, 320E, 320F, 335, 340, 340A	3A25	CAR 3 CFR 23	SA5137NM	1020000-DL	A 5/04/04	
16.	Cessna	336	A2CE	CAR 3	SA5137NM	1020000-DL	A 5/04/04	
17.	Cessna	401, 401A, 401B, 402, 402A, 402B, 402C, 411, 411A, 414, 414A, 421, 421A, 421B, 421C, 425	A7CE	CAR 3 CFR 23	SA5137NM	1020000-DL	A 5/04/04	
18.	Cessna	404, 406	A25CE	CFR 23	SA5137NM	1020000-DL	A 5/04/04	
19.	Cessna	441	A28CE	CFR 23	SA5137NM	1020000-DL	A 5/04/04	
20.	Raytheon (Beech) "Bonanza"	35-33, 35-A33, 35-B33, 35-C33, 35-C33A, E33, E33A, E33C, F33, F33A, F33C, G33, H35, G36, J35, K35, M35, N35, P35, S35, V35, V35A, V35B, 36, A36, A36TC, B36TC	3A15	CAR 3	SA3598NM	1020000-DL	A 5/04/04	2/xx/06

**FAA APPROVED MODEL LIST (AML) SA01436SE
FOR
INSTALLATION OF ROSEN SUNVISOR SYSTEMS COCKPIT SUN VISOR RETROFIT**

ISSUE DATE: August 2, 2004

ITEM	AIRPLANE MAKE	AIRPLANE MODEL	TYPE CERTIFICATE NUMBER	CERTIFICATION BASIS FOR ALTERATION	APPLICABLE STC	FAA APPROVED DRAWING LIST		AML AMENDED DATE
						NUMBER	REVISION NO. AND DATE	
21.	Raytheon (Beech) "Baron"	58P, 58PA, 58TC, 58TCA	A23CE	CFR 23	SA3599NM	1020000-DL	A 5/04/04	
22.	Raytheon (Beech) "Baron"	95-55, 95-A55, 95-B55, 95-B55A, 95-B55B (T-42A), 95-C55, 95-C55A, D55, D55A, E55, E55A, 56TC, A56TC, 58, 58A	3A16	CAR 3	SA3599NM	1020000-DL	A 5/04/04	
23.	Raytheon (Beech) "Travel Air"	B95A, D95A, E95, 95, B95	3A16	CAR 3	SA3599NM	1020000-DL	A 5/04/04	
24.	Raytheon (Beech) "Bonanza"	35, A35, B35, C35, D35, E35, F35, G35, 35R	A-777	CAR 3	SA3650NM	1020000-DL	A 5/04/04	

FAA APPROVED: *George Panger*
for Acting Manager, Seattle Aircraft
Certification Office

REISSUED: February 17, 2006

AMENDED: August 26, 2004; February 17, 2006



U.S. Department
of Transportation
**Federal Aviation
Administration**

Transport Airplane Directorate
Aircraft Certification Service
Denver Aircraft Certification Office
26805 E. 68th Ave, Room 214
Denver, CO 80249

March 29, 2010

Sharon Skidmore
Rosen Sunvisor Systems
86365 College View Road
Eugene, OR 97405

Dear Ms. Skidmore:

This letter is in response to your submittal of minor design changes for Supplemental Type Certificate (STC) SA01436SE, on March 23, 2010. The Master Drawing List (MDL) update includes changes that Rosen has made as a design approval holder to modify the screw length for a firmer hold.

We have completed our assessment of the design changes made in accordance with the FAA letter dated July 23, 2009, authorizing Rosen Sunvisor Systems to approve minor design changes, and find that they do not conflict with previously demonstrated compliance. We concur with your changes to drawing list, Document Number 1020000-DL, Revision B, dated 6/17/09. These changes are FAA approved.

If you have any questions, please contact me at (303) 342-1084.

Sincerely,

A handwritten signature in blue ink that reads "Melissa Sandow".

Melissa Sandow
Program Manager



Revision	Date	Aprv
F	2/14/22	SYS

Mod Block Retrofit Kit

**Drawing List
102000-DL**

Doc. #9050-0102-004

Drawing	Description	Rev.
1020100-001	NSA Modified Block Assembly	F
1020002-001	Modified 'A' Block	P
1020003-001	Modified 'B' Block	V
9051-0102-004	Installation Instructions	B

Installation Instructions for 3rd Axis Kit for Rosen Sunvisor Installations

(Kit R1020000)
(Formerly RBB-300-1AK)

This is an FAA STC'd installation requiring an Aircraft Maintenance Log Book Entry.

Doc: 9051-0102-004

Rev	Desc.	Date	Approved
A	Initial Release	5/20/04	GH
B	Update Airworthiness Section	6/17/09	GH

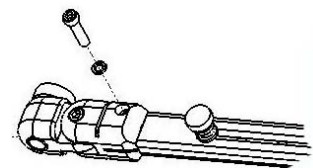
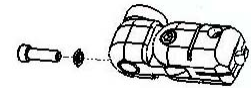
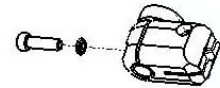

Please read through these instructions completely before beginning.

Hardware:

- | | | |
|---|--------------|-----------------------------------|
| 1 | MS16995-27B | #8-32 x 5/8 Socket Head Cap Screw |
| 1 | MS16995-28B | #8-32 x 3/4 Socket Head Cap Screw |
| 2 | 8HCLW | #8 Split Lock Washers |
| 1 | 5/32 Hex Key | |
| 1 | 9/64 Hex Key | |

NOTE: These instructions cover retrofit installation for all Rosen NSA systems.

- Remove the #8-32 x 3/4 screw from the side of the visor arm mount being careful to retain the locking washer.
- Remove the visor arm from the mount. The stub on the arm is lightly covered with lubricant. Do not allow it to become fouled.
- Remove the #8-32 x 5/8 screw from the back side of the mount being careful to retain the locking washer.
- Remove the mounting block from the swivel post. The swivel post will be lightly covered with lubricant. Do not wipe it off.
- Place the new Mod Block assembly onto the swivel post making sure the mounting screw location is aligned with the groove on the post. The Mod Block Assembly is lightly pre-lubricated. Install the #8-32 x 5/8 inch screw with locking washer and tension till there is light resistance to motion.
- Re-install the visor arm into the Mod Block and replace the #6-32 x 3/4 screw with locking washer and tension until the visor is stable.
- Adjust the tension on all the screws until the visor assembly moves freely but not loosely in all the axis'. Tensioning **MUST** be done on the ground.
- To complete this conversion make an entry in the Aircraft Maintenance Logbook indicating the installer and the date of the installation. Include the STC in the Aircraft Maintenance Logbook.



Continued Airworthiness Instructions:

- **(On the ground only)**
 - Periodically clean the lenses with a soft cloth, mild soap and water or an approved aviation grade windscreen cleaner. Do not use abrasives on the lens.
 - Periodically adjust the pivot tensions on the visor assemblies.

- Updates to this continued airworthiness section are available on the Rosen Website. (www.rosenvisor.com)

The most up to date version of this document is available on the Rosen Website. (www.rosenvisor.com)

Airworthiness Limitations:

The Airworthiness Limitations Section is FAA approved and specifies maintenance required under §§43.16 and 91.403 of the Federal Aviation Regulations unless an alternative program has been FAA approved.

There are no airworthiness limitations associated with this installation.